

Fredrik Rasten

Murmurations

I - III (2020)

Notes / instructions:

The piece can be played by any instrumentation capable of producing sustained pitches in the specified registers (see pitch ranges below). As a guide - timbral similarity between the instruments (or voices) is favoured.

Each new part starts where the preceding part ends. Hence, if more than one part is played, the order should be obtained.

There are no note values in the score, but for any part, a note should last until succeeded by a new note or pause. Pauses last until the entrance of a new note.

Note durations are free / flexible, and the graphic spacing between notes is generally not a guide to the durations, but merely showing the succession of the note entries. The music should unfold with a focus on stability of tuning, combined with a sense of melodic movement.

Each sonority should last long enough to be tuned and then perceived on their own, but without the music ending up being too static - it should have a sense of forward movement. When a sonority is hard to tune, take your time here to adjust, the searching is an intrinsic, musical and human part of this music focused on tuning.

For any part - one can allow for occasional pauses within the duration of a note.

This should especially be noted for notes with prime limits higher than 3 and 5; occasionally fading out and in to let the 3- and 5-limit parts of the sonorities appear on their own before again fused with the higher limit notes. Also, this should mainly happen in connection with a new 3- or 5-limit note entering, because it can be helpful for the 3- and 5-limit sonorities to be tuned without added higher prime notes.

When a change takes place, take your time to tune the new sonority. When the tuning is stabilized, take some seconds to dwell in the tuned sonority. As a general rule - more time should be spent *in* the intended, tuned sonority than in the searching / tuning process.

When a change occurs within one part, the movement *can generally* be a little bit faster, like a melodic phrase.

The end of a note should primarily be followed by a little pause (a few seconds long) before entering the new note. However, glissandi between the notes, with or without a break between them, is a viable variation. Feel free to vary between these approaches.

Where vertical dotted lines connect a note and a pause on two different systems, the pause should either enter *before* the new note or they should occur simultaneously.


Cent deviations from 12-tone equal temperament is written under each note.

The accidentals belong to the Extended Helmholtz-Ellis JI pitch notation by Marc Sabat and Wolfgang von Schweinitz.

More information about the accidentals: <http://www.marcsabat.com/pdfs/notation.pdf>

Pitch ranges

1st voice from top:




from pythagorean c'



to pythagorean g'

2nd voice from top:



from pythagorean g

to e' (syntonic comma down)

3rd voice from top:




from pythagorean f



to b (syntonic comma down)

4th voice from top:



from F (two syntonic commas up) to db' (septimal comma down, three syntonic commas up)

MURMURATIONS I

FREDRIK RASTEN

Handwritten musical notation for the first system, consisting of three staves. The top staff has notes with fret numbers -6, -35, -23, and -26. The middle staff has notes with fret numbers -4, -21, -10, -6, -2, and -20. The bottom staff has notes with fret numbers -8, -4, and -21.

Handwritten musical notation for the second system, consisting of three staves. The top staff has notes with fret numbers -31 and -20. The middle staff has notes with fret numbers C#+49, C+21, -35, -13, C#+49, C+21, and C#+49. The bottom staff has a note with fret number -18.

Handwritten musical notation for the third system, consisting of three staves. The top staff has notes with fret numbers C#+33 and -18. The bottom staff has notes with fret numbers -21, Ab+34, -33, -4, F#+47, and -4.

Handwritten musical notation for the first system, consisting of three staves. The top staff has a single note with a flat and "-2" below it. The middle staff has two notes with flats and "-37" and "+12" below them. The bottom staff has several notes with flats and "-4", "-21", "Ab+35", "-6", "-2", "-39", and "+10" below them.

Handwritten musical notation for the second system, consisting of three staves. The top staff has three notes with flats and "-4", "+14", and "-2" below them. The middle staff has three notes with flats and "+14", "+8", and "A-39" below them. The bottom staff has three notes with flats and "-6", "+14", and "-4" below them.

Handwritten musical notation for the third system, consisting of three staves. The top staff is empty. The middle staff has two notes with flats and "+14" and "A-39" below them. The bottom staff has three notes with flats and "+14", "A-39", and "+12" below them.

7.-8. NOV. 2020

MURMURATIONS II

FREDRIK RASTEN

Handwritten musical notation for the first system, consisting of four staves. The notation includes notes with stems and flags, and various accidentals (sharps, flats, naturals). Fingering numbers are written below the notes.

- Staff 1: Notes with fingering numbers -2, +16, and +27.
- Staff 2: Notes with fingering numbers +12, +12, and -32.
- Staff 3: Note with fingering number +14.
- Staff 4: Note with fingering number +12.

Handwritten musical notation for the second system, consisting of four staves. The notation includes notes with stems and flags, and various accidentals (sharps, flats, naturals). Fingering numbers are written below the notes.

- Staff 1: Notes with fingering numbers +16 and +27.
- Staff 2: Notes with fingering numbers +12, B-4, -32, and B-4.
- Staff 3: Notes with fingering numbers +25 and +29.
- Staff 4: Notes with fingering numbers +29 and +29.

Handwritten musical notation for the third system, consisting of four staves. The notation includes notes with stems and flags, and various accidentals (sharps, flats, naturals). Fingering numbers are written below the notes.

- Staff 1: Notes with fingering numbers +16, -27, C-23, and +27.
- Staff 2: Notes with fingering numbers +33, B-4, and +12.
- Staff 3: Empty staff.
- Staff 4: Notes with fingering numbers +31, +31, +14, 6b-2, and +25.

Handwritten musical notation for the first system, consisting of four staves. The notation includes notes with stems and various accidentals (sharps, flats, naturals). Numerical values are written below the notes, and some notes have arrows pointing to them. The values are: +16, -2, +33, -32, +27, +12, -19, +14, +14, -48, +14, -4.

Handwritten musical notation for the second system, consisting of four staves. The notation includes notes with stems and various accidentals. Numerical values are written below the notes, and some notes have arrows pointing to them. The values are: -19, A-39, A-39, -4, +14, +14, +10, -48.

Handwritten musical notation for the third system, consisting of four staves. The notation includes notes with stems and various accidentals. Numerical values are written below the notes, and some notes have arrows pointing to them. The values are: +16, -2, +10, +31, -17, +20, +12, +16, -15, +18, +18, -48, +10, +16.

Handwritten musical notation for the first system, consisting of four staves. The notation includes notes with stems and arrows, and numerical values: +16, -32, +14, +29, 6-21, +27, and +31.

Handwritten musical notation for the second system, consisting of four staves. The notation includes notes with stems and arrows, and numerical values: +29, -32, +14, +18, +20, and +20.

Handwritten musical notation for the third system, consisting of four staves. The notation includes notes with stems and arrows, and numerical values: +31, E-15, +33, +35, +33, +17, +37, and +33.

MURMURATIONS III

FREDRIK RASTEN

Handwritten musical notation for the first system, consisting of four staves. The notation includes various chord symbols with accidentals and fret numbers:

- Staff 1: $\hat{r}b^{\flat}o$ E-15, $\hat{r}b^{\flat}o$ +31
- Staff 2: $\hat{r}b^{\flat}o$ +33, $\hat{r}b^{\flat}o$ A-17, $\hat{r}b^{\flat}o$ +33
- Staff 3: $\hat{r}b^{\flat}o$ +35, $\hat{r}b^{\flat}o$ +17, $\hat{r}b^{\flat}o$ A-17
- Staff 4: $\hat{r}b^{\flat}o$ +33, $\hat{r}b^{\flat}o$ +17

Handwritten musical notation for the second system, consisting of four staves. The notation includes various chord symbols with accidentals and fret numbers:

- Staff 1: $\hat{r}b^{\flat}o$ +20, $\hat{r}b^{\flat}o$ +37, $\hat{r}b^{\flat}o$ +4
- Staff 2: $\hat{r}b^{\flat}o$ +22, $\hat{r}b^{\flat}o$ Ab+2
- Staff 3: $\hat{r}b^{\flat}o$ +35, $\hat{r}b^{\flat}o$ +17, $\hat{r}b^{\flat}o$ +33, $\hat{r}b^{\flat}o$ +31, $\hat{r}b^{\flat}o$ +35
- Staff 4: $\hat{r}b^{\flat}o$ +35, $\hat{r}b^{\flat}o$ +17, $\hat{r}b^{\flat}o$ +33, $\hat{r}b^{\flat}o$ +31, $\hat{r}b^{\flat}o$ +35

Handwritten musical notation for the third system, consisting of four staves. The notation includes various chord symbols with accidentals and fret numbers:

- Staff 1: $\hat{r}b^{\flat}o$ +31
- Staff 2: $\hat{r}b^{\flat}o$ A-17, $\hat{r}b^{\flat}o$ Ab+29, $\hat{r}b^{\flat}o$ +29, $\hat{r}b^{\flat}o$ Ab-14
- Staff 3: $\hat{r}b^{\flat}o$ +31, $\hat{r}b^{\flat}o$ Gb-2, $\hat{r}b^{\flat}o$ Gb+47
- Staff 4: $\hat{r}b^{\flat}o$ +31, $\hat{r}b^{\flat}o$ Gb-2, $\hat{r}b^{\flat}o$ Gb+47

Handwritten musical notation for the first system, consisting of four staves. The first two staves are treble clef, and the last two are bass clef. Chords are indicated by notes with stems and accidentals, accompanied by labels like Eb-12, A-49, Gb+47, and Db+49.

Handwritten musical notation for the second system, consisting of four staves. The first two staves are treble clef, and the last two are bass clef. Chords are indicated by notes with stems and accidentals, accompanied by labels like C-2, A-49, Db+/-0, and Gb+47.

Handwritten musical notation for the third system, consisting of four staves. The first two staves are treble clef, and the last two are bass clef. Chords are indicated by notes with stems and accidentals, accompanied by labels like C-2, A-49, A-49, Ab-14, and A-49.

7